

CL MONUMENT DETAIL

NOTES:

1. PIN SHALL BE A MIN OF 5/8" x 30" WITH PLASTIC OR METAL CAP SET 1/2" BELOW FINISHED SURFACE
2. ALL GOVERNMENT MONUMENTS WHICH FALL WITHIN STREET IMPROVEMENTS WILL BE SET USING CITY DRAWING M-2

Monuments Placed At:

- 1) STREET CENTERLINE INTERSECTIONS.
- 2) BEGINNING OF CURVE ON CENTERLINE.
- 3) END OF CURVE ON CENTERLINE.
- 4) ON CENTERLINE AT END OF STUB STREET THAT IS 150' OR LONGER FROM ITS CENTERLINE INTERSECTION WITH THE INTERSECTING STREET.
- 5) AT RADIUS POINT OF CUL-DE-SAC.
- 6) ON OFFSET CUL-DE-SAC AT BOTH CENTERLINE TANGENT POINT AND AT RADIUS POINT.
- 7) ANY EXISTING MONUMENT THAT IS DESTROYED SHALL BE REPLACED.
- 8) AT ANY OTHER POINTS THAT THE CITY SURVEYOR MAY REQUIRE MONUMENTS TO BE PLACED.

FILE: CP-M-1.DWG



CITY OF
CENTRAL POINT
PUBLIC WORKS DEPARTMENT

UNIFORM STANDARDS
FOR
PUBLIC WORKS CONSTRUCTION

MONUMENT DETAIL

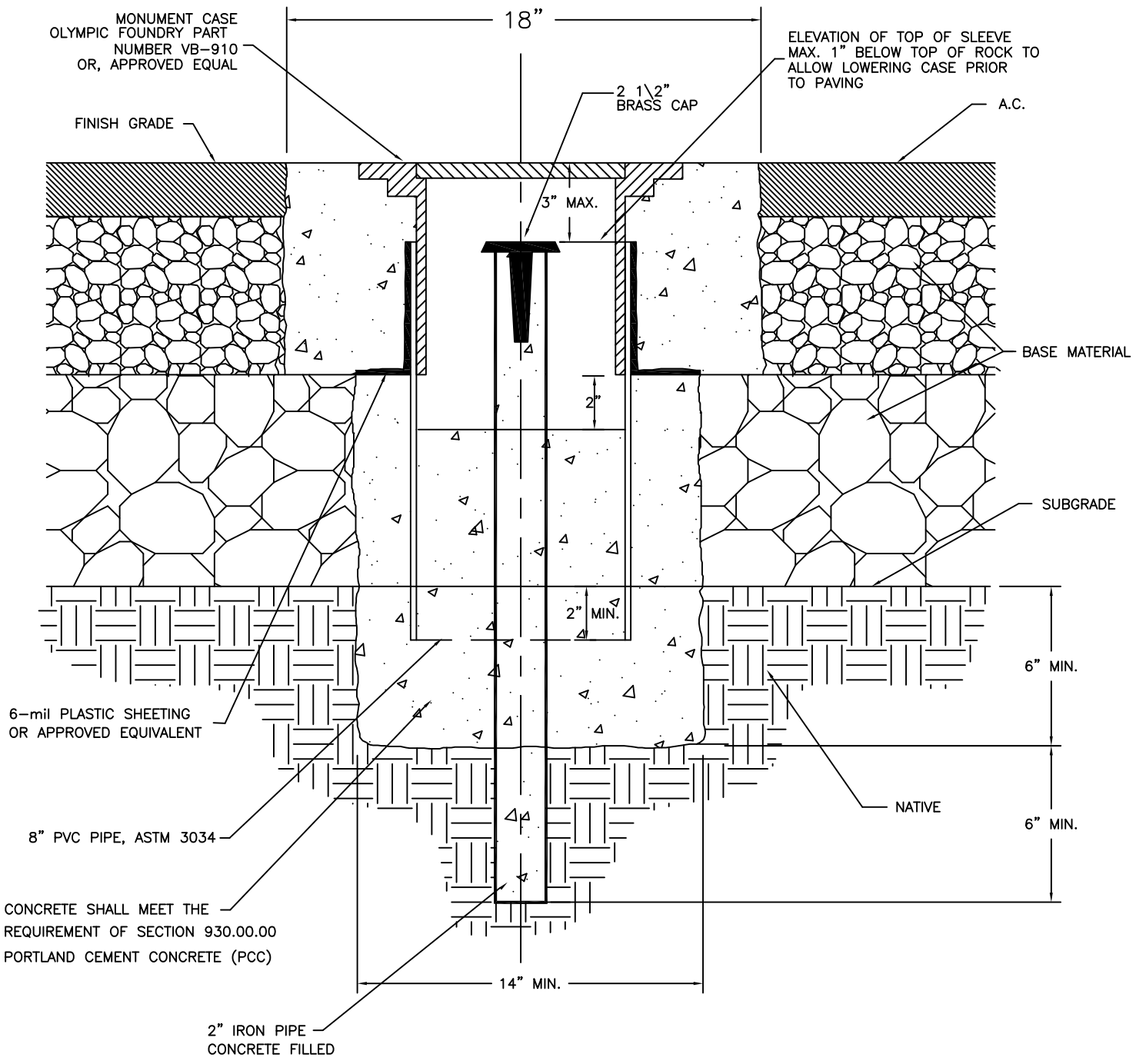
CHECKED DATE

APPROVED DATE

REVISED DATE

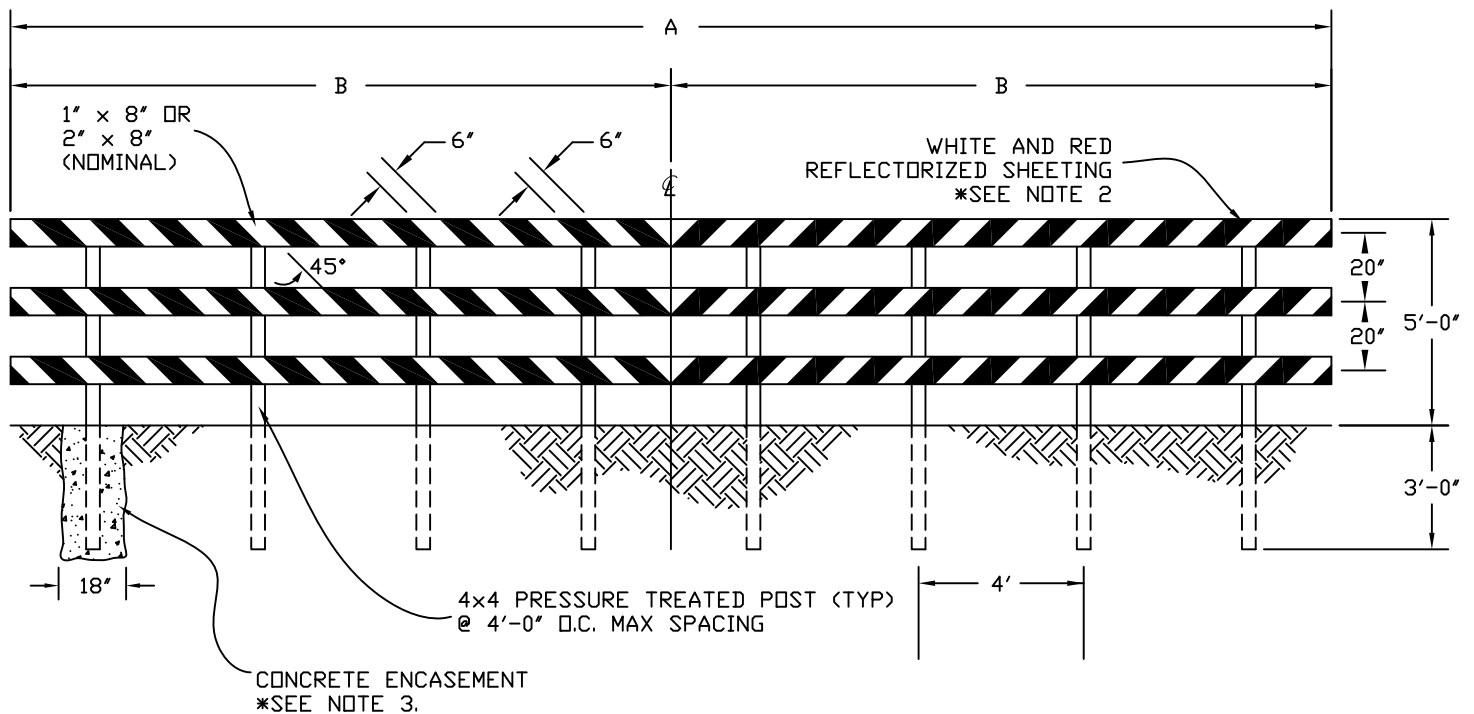
M-1

DRAWING No.



CITY MONUMENT CASE

FILE: CP-M-2.DWG



ROAD CLOSED BARRICADE DETAIL

NOTE:

1. ALL NON-REFLECTORIZED SURFACES SHALL BE PAINTED WHITE.
2. ALL PERMANENT BARRICADES SHALL HAVE WHITE AND RED REFLECTORIZED SHEETING.
3. POSTS FOR PERMANENT BARRICADES SHALL BE ENCASED IN CONCRETE.
4. MATERIALS SHALL BE AS SPECIFIED ON ODOT QUALIFIED PRODUCTS LIST.
5. STRIPING AS PER MUTCD REQUIREMENTS

DESIGNATION	CURB TO CURB WIDTH	A	B
PRIVATE LANE	25'	24'	12'
LOCAL STREET	36'	32'	16'
COLLECTOR	40'	40'	20'

FILE: CP-M-3.DWG



CITY OF
CENTRAL POINT
PUBLIC WORKS DEPARTMENT

UNIFORM STANDARDS
FOR
PUBLIC WORKS CONSTRUCTION

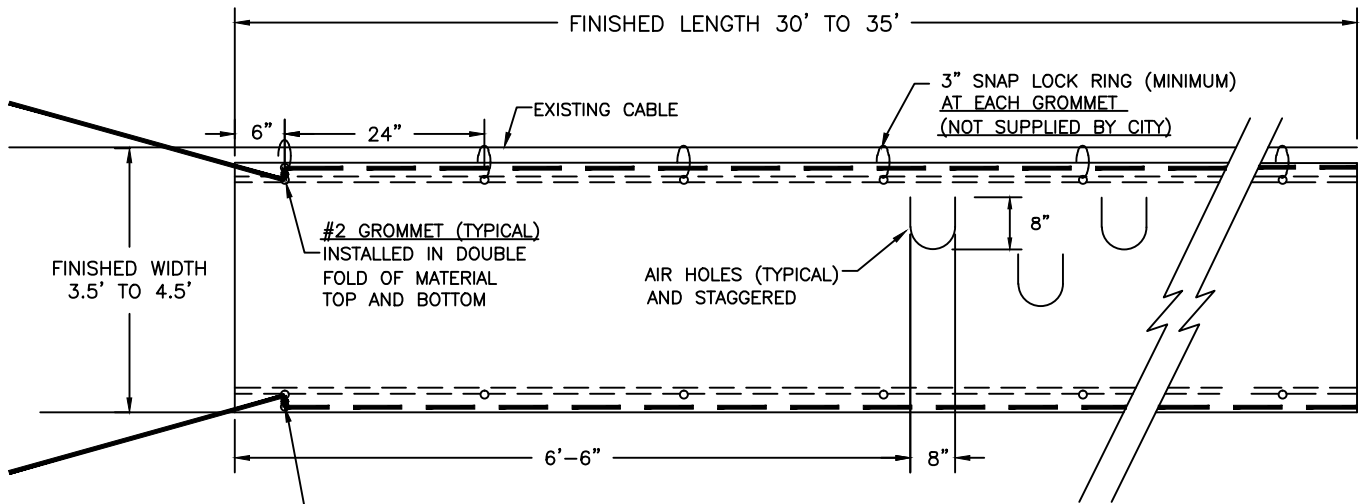
ROAD CLOSED BARRICADE DETAIL

REVISED

5/11/2015

M-3

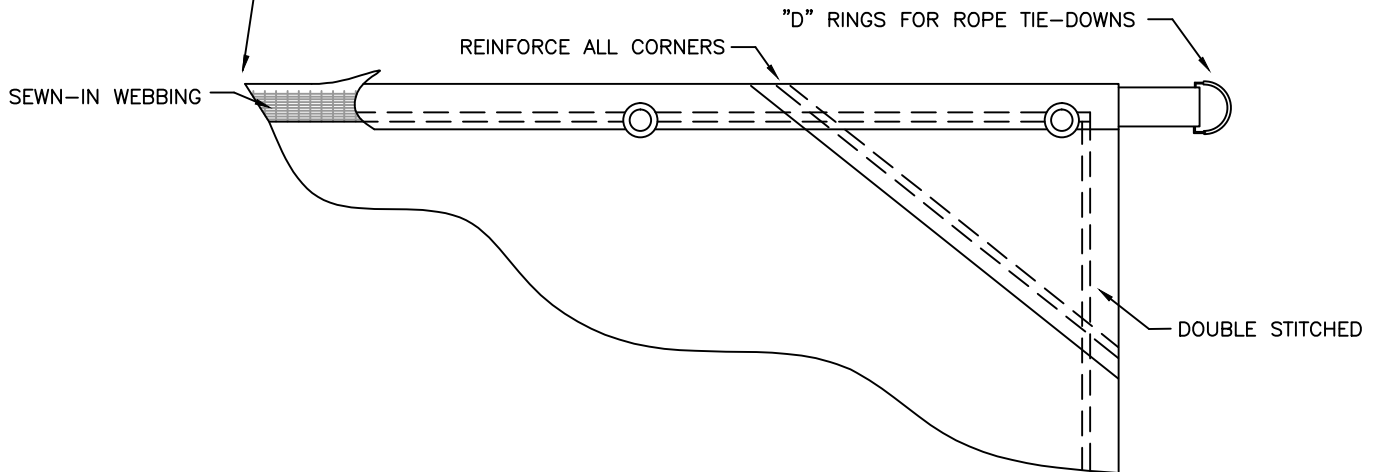
DRAWING No.



SEW IN $\frac{3}{8}$ " POLYDYNE/ BRAIDED ROPE DOUBLE STITCHED THE FULL LENGTH OF THE BANNER WITH 30' LEADS ROPES ON EACH TOP AND BOTTOM PER SIDE WITH REINFORCED CORNERS.

OR

USE SEWN IN WEBBING DOUBLE STITCHED WITH REINFORCED CORNERS AND "D" RINGS. TIE KNOT SNUG TO D RING ON ALL CORNERS WITH 30' OF $\frac{3}{8}$ " POLYDYNE ROPE PAST EACH END ON BOTH TOP AND BOTTOM.



STREET BANNER DETAIL

NOTE:

1. ALL BANNERS WILL BE CONSTRUCTED WITH 14 OZ. VINYL WITH BLOCKOUT OR AS APPROVED BY CCP.
2. YOU MUST CALL PUBLIC WORKS AND HAVE THE BANNER INSPECTED WHEN YOU DROP IT OFF.
3. ONLY BANNERS THAT MEET THESE SPECIFICATIONS WILL BE INSTALLED.
4. BANNERS WILL BE HUNG ON FIRST COME, FIRST SERVE BASIS.
5. BANNERS WILL NOT BE DOUBLE HUNG UNLESS APPROVED BY THE CITY.
6. CITY WILL NOT BE RESPONSIBLE FOR ANY DAMAGE CAUSED BY ACTS OF NATURE.

FILE: CP-M-4.DWG



CITY OF
CENTRAL POINT
PUBLIC WORKS DEPARTMENT

UNIFORM STANDARDS
FOR
PUBLIC WORKS CONSTRUCTION

STREET BANNER

REVISED

05/15/2019

M-4

DRAWING No.

Fencing / Root Protection

Temporary fencing materials must be approved by Central Point Public Works.

Critical Root Zone (CRZ)

The area equal to a 1-foot radius from the base of the tree's trunk for each 1-inch of the tree's diameter at 4.5 ft. above grade (referred to as diameter at breast height (DBH))

CRZ=DBHx1ft. of radius

1. No disturbance allowed without site-specific inspection and approval of methods by an ISA certified arborist to minimize root damage.
2. Disturbance to roots within CRZ requires onsite supervision of ISA certified arborist.
3. Tunneling required to install lines 3'.0" below grade or deeper.

Tree Protection Zone (TPZ)

The area equal to twice the radius of the critical root zone (CRZ) including the trunk of the tree being protected from development activities.

TPZ= 2(CRZ)

1. Operation of heavy equipment and stockpiling prohibited without approval of Public Works Director or representative.
2. Trenching may be permitted by the Public Works Director provided that the following conditions are met:
 - No Disturbance to critical root zone
 - Trench width is a minimum necessary
 - Maintain $\frac{2}{3}$ or more of TPZ outside of CRZ in undisturbed condition.
 - Tunneling may be required to install lines 3'.0" below grade or deeper
 - Work conducted under supervision of an ISA certified arborist.

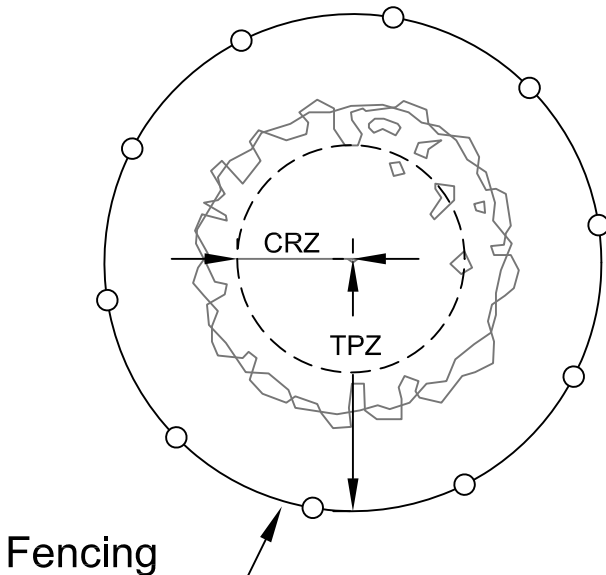
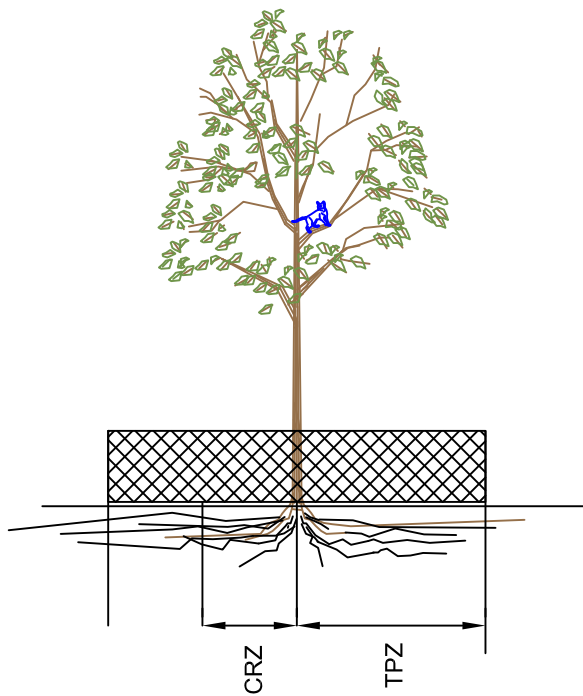


Table 1: Example of CRZ and TPZ calculations

Diameter at Breast Height 4.5'	Critical Root Zone Radius (CRZ)	Tree Protection Zone Diameter, including Trunk (TPZ)
2 inches	2 Feet	4+ Feet
6 inches	6 Feet	13.5 Feet
20 inches	20 Feet	42 feet
46 inches	46 Feet	96 Feet

FILE: CP-M-5.DWG



CITY OF
CENTRAL POINT
PUBLIC WORKS DEPARTMENT

UNIFORM STANDARDS
FOR
PUBLIC WORKS CONSTRUCTION

Temporary Tree Protection

CHECKED	DATE
APPROVED	DATE
REVISED	DATE

M-5

DRAWING No.